

Signify Classified - Internal
Cooper Lighting Solutions Photometric Lab
1121 Highway 74 South
Peachtree City, GA 30269



Scaled data based on original data using
LM-79-08 Approved Method: Electrical and Photometric Measurements of Solid-
State Lighting Products

Test Report Prepared for
Cooper Lighting Solutions
(formerly Eaton)

Brand: INVUE

Report Number: P868621

Luminaire Tested: **EMM2-HTN-SA1B-722-U-T4W-HSS**

Issue Date: 08/22/2024



Test Information

Test Method: LM-79-08
Report Number: P868621
Test Lab: INNOVATION CENTER(G3)
Issue Date: 08/22/2024
Manufacturer: COOPER LIGHTING SOLUTIONS (FORMERLY EATON)
Product Line: INVUE
Catalog Number: EMM2-HTN-SA1B-722-U-T4W-HSS
Description: EPIC MODERN TALL HOUSING DISCRETE LED ARRAYS 60W 70CRI 2200K
FIXTURE w/ TYPE IV WIDE DISTRIBUTION OPTIC AND HOUSE SIDE SHIELD
Light Source: (10) 2200K CCT, 70 CRI LEDs
Ballast/Driver: ELECTRONIC DRIVER

Summary

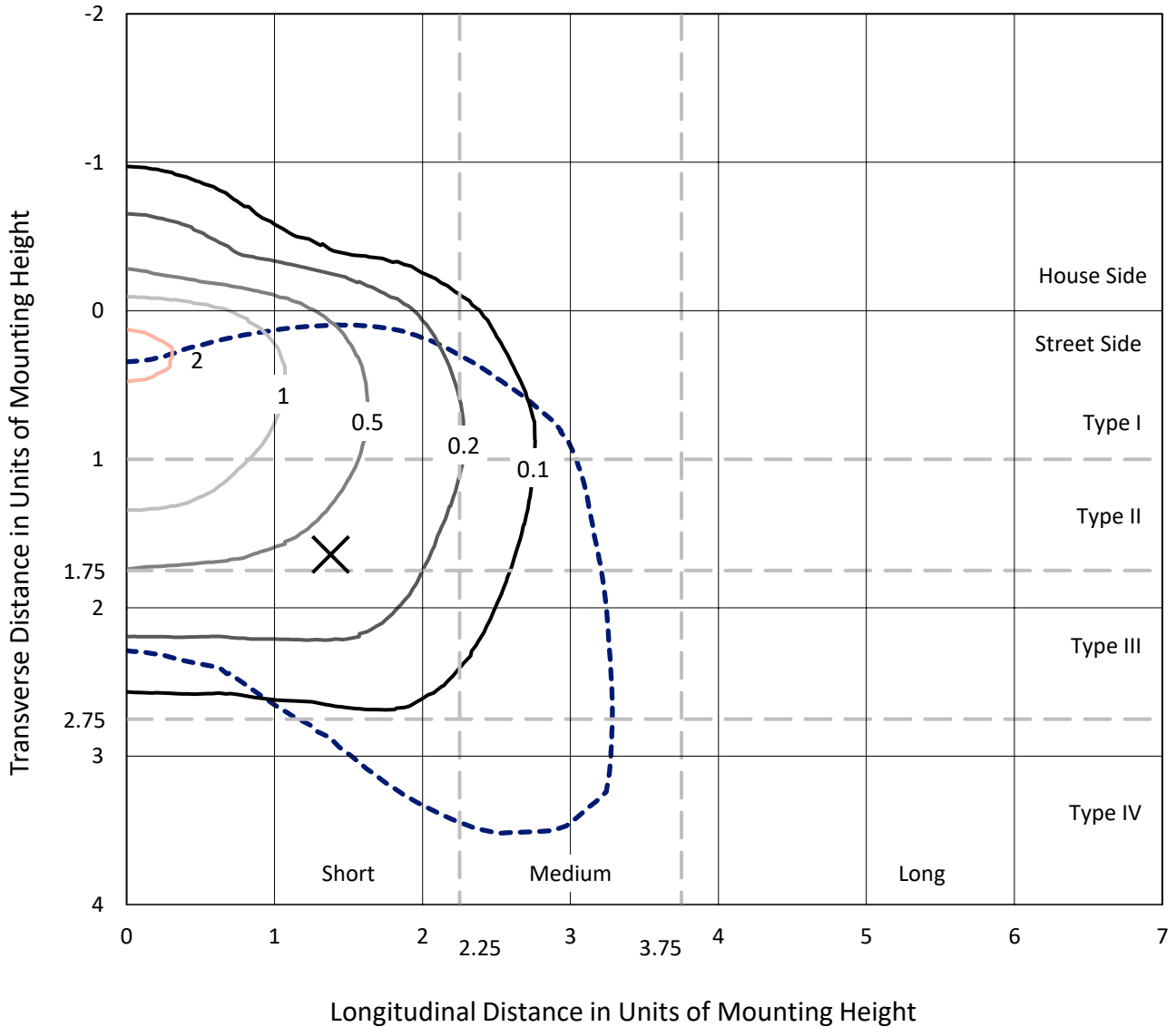
Lumens per Lamp: N/A
Luminaire Lumens: 3806.5 lumens
Efficiency: N/A
Efficacy: 86.5 lumens/watt
Luminous Opening: Rectangular (W 0.33' x L: 0.33' x H: 0')
IES Classification: Type IV - Short
BUG Rating: B1 - U0 - G1

Input Watts (W): 44
Input Voltage (V): 120
Input Current (A_{in}): NR
Voltage Rise (V): NR
Power Factor: 0.99
Total Harmonic Distortion (THDi): 6.91%
Frequency (hertz): 60
Stabilization Time: NR
Operation Time: NR
Ambient Temperature (°C): NR
Test Distance: 24 FT

REPORT NUMBER: P868621
 CATALOG NUMBER: EMM2-HTN-SA1B-722-U-T4W-HSS

Iso-Footcandle Lines of Horizontal Illumination

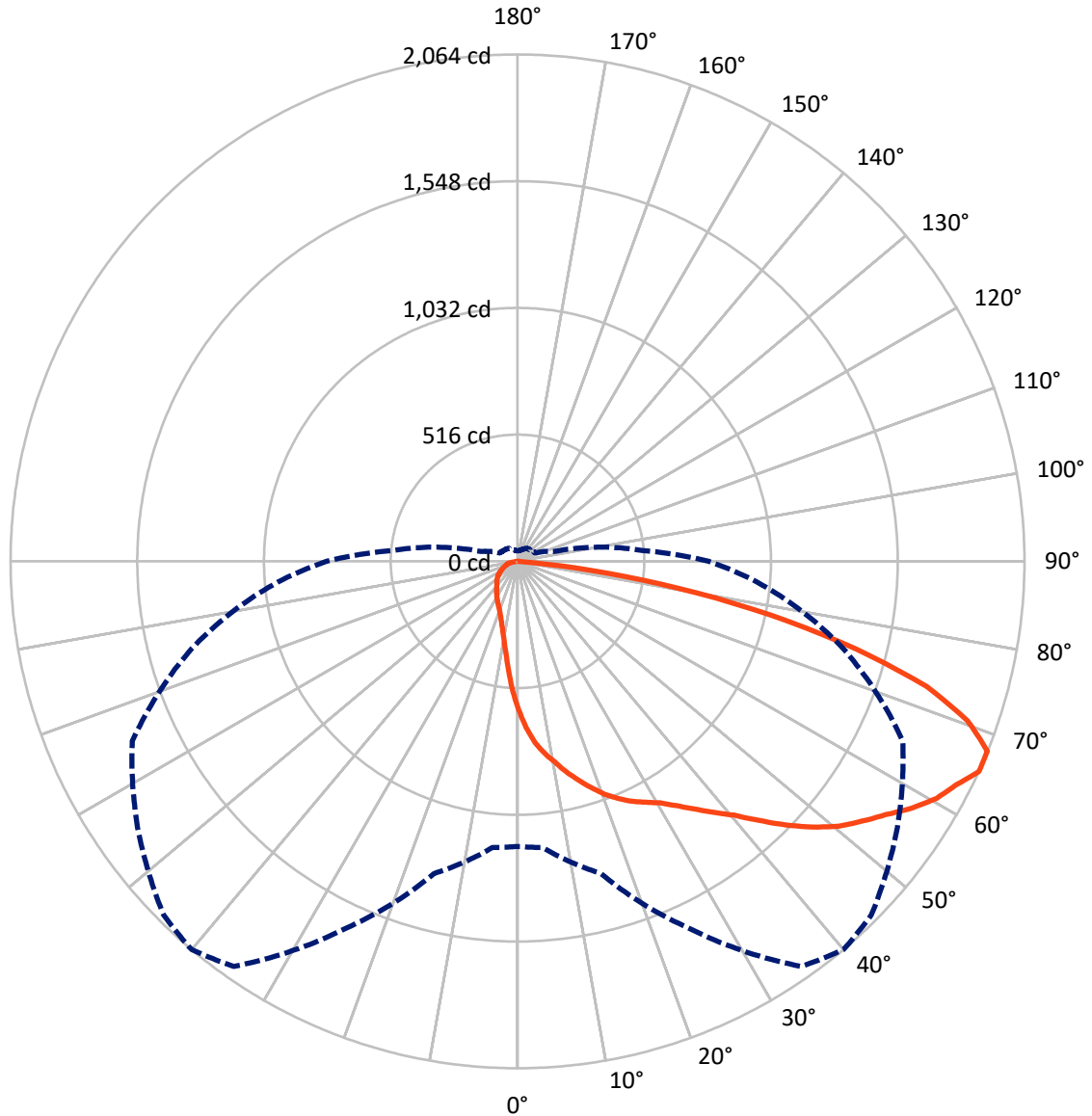
× Max cd
 - - - 1/2 Max cd



Based on 20 foot mounting height. Maximum calculated value = 2.2 fc
 Type IV - Short - N/A

REPORT NUMBER: P868621
CATALOG NUMBER: EMM2-HTN-SA1B-722-U-T4W-HSS

Luminous Intensity Polar Plot



— Vertical Plane Through 40-Deg Lateral - - - Horizontal Cone Through 65-Deg Vertical

REPORT NUMBER: P868621
 CATALOG NUMBER: EMM2-HTN-SA1B-722-U-T4W-HSS

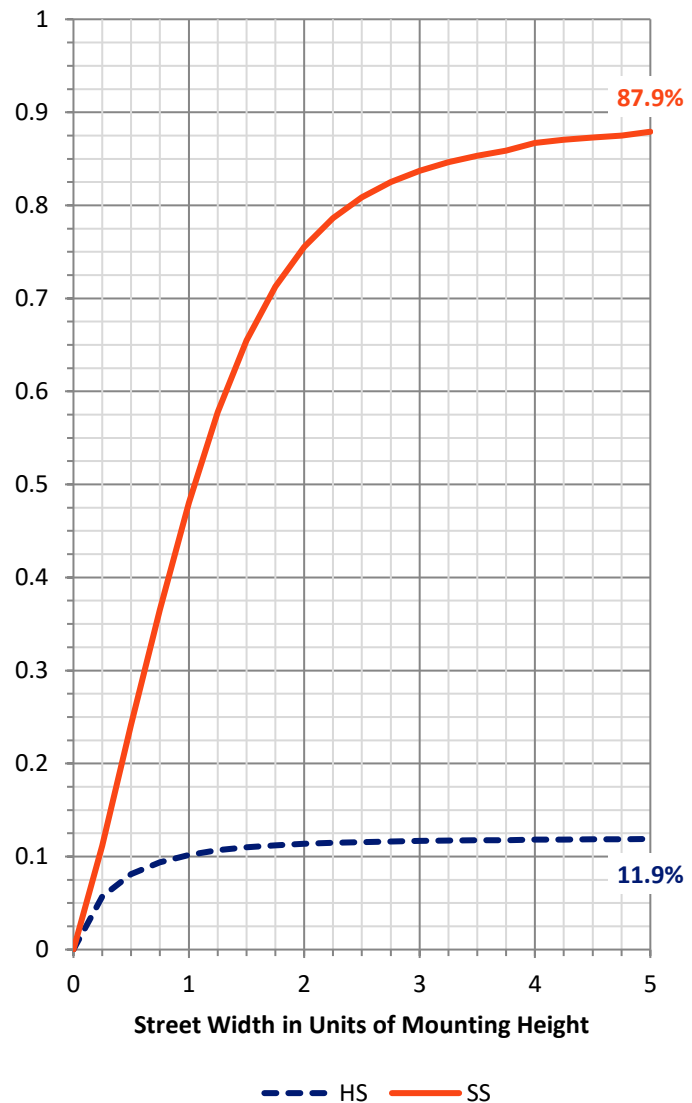
FLUX DISTRIBUTION:

		Downward	Upward	Total
House Side	Lumens	455.7	0.0	455.7
	% Fixture	12.0	0.0	12.0
Street Side	Lumens	3350.8	0.0	3350.8
	% Fixture	88.0	0.0	88.0
Total	Lumens	3806.5	0.0	3806.5
	% Fixture	100.0	0.0	100.0

Coefficient of Utilization

ZONAL LUMENS:

Zone	Lumens	% Fixture
0°-10°	56.6	1.5
10°-20°	170.3	4.5
20°-30°	293.0	7.7
30°-40°	442.9	11.6
40°-50°	647.6	17.0
50°-60°	827.1	21.7
60°-70°	825.4	21.7
70°-80°	484.0	12.7
80°-90°	59.6	1.6
90°-100°	0.0	0.0
100°-110°	0.0	0.0
110°-120°	0.0	0.0
120°-130°	0.0	0.0
130°-140°	0.0	0.0
140°-150°	0.0	0.0
150°-160°	0.0	0.0
160°-170°	0.0	0.0
170°-180°	0.0	0.0
0°-90°	3806.5	100.0
0°-180°	3806.5	100.0



REPORT NUMBER: P868621

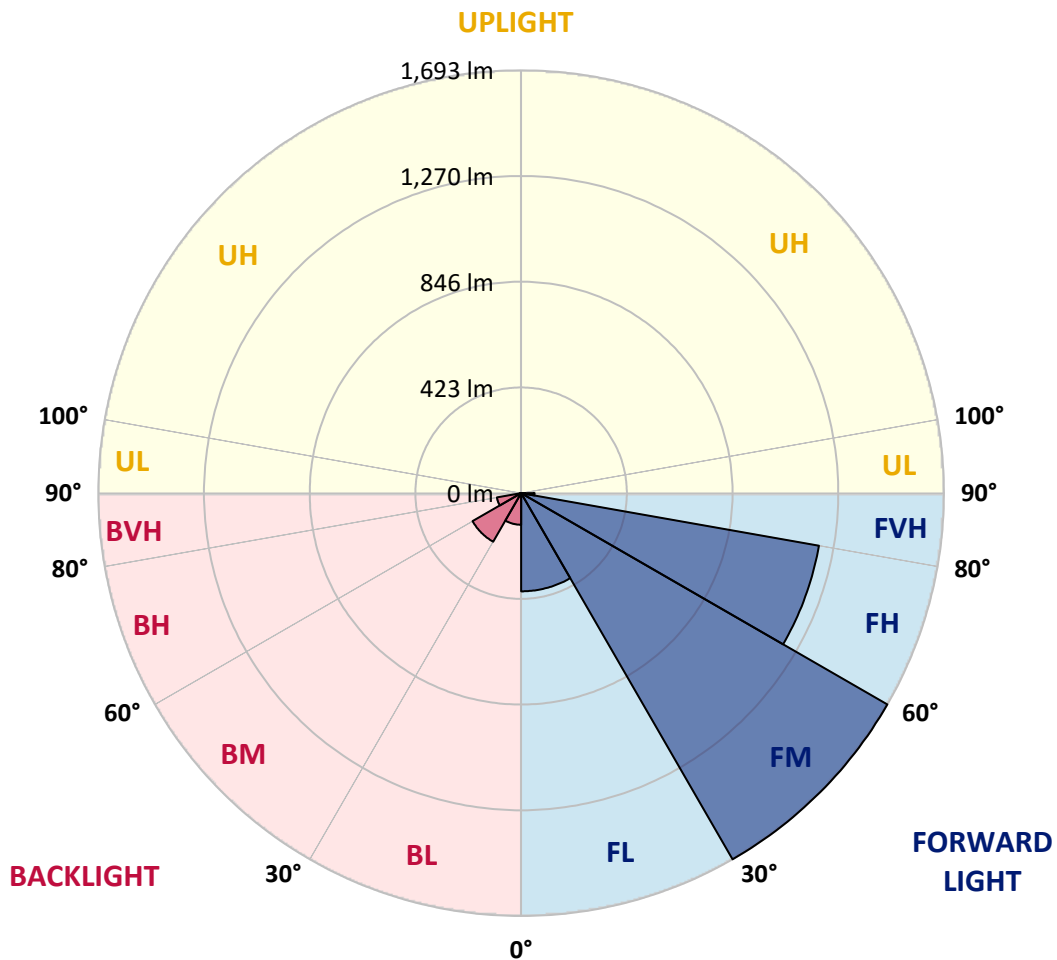
CATALOG NUMBER: EMM2-HTN-SA1B-722-U-T4W-HSS

LUMINAIRE CLASSIFICATION SYSTEM LUMEN TABLE AND BUG RATING:

Zone	Lumens	% Fixture	Zone Rating/Lumen Limit		
			B	U	G
FL (0°-30°)	393.2	10.3			
FM (30°-60°)	1693.0	44.5			
FH (60°-80°)	1210.8	31.8			G1/1800
FVH (80°-90°)	53.9	1.4			G1/100
BL (0°-30°)	126.8	3.3	B1/500		
BM (30°-60°)	224.6	5.9	B1/1000		
BH (60°-80°)	98.7	2.6	B0/110		G0/110
BVH (80°-90°)	5.7	0.2			G0/10
UL (90°-100°)	0.0	0.0		U0/0	
UH (100°-180°)	0.0	0.0		U0/0	

BUG Rating: B1-U0-G1

Type IV Short





REPORT NUMBER: P868621

CATALOG NUMBER: EMM2-HTN-SA1B-722-U-T4W-HSS

CANDELA DISTRIBUTION (FULL):

	0°	5°	15°	25°	35°	40°	45°	55°	65°	75°	85°
0°	605.1	605.1	605.1	605.1	605.1	605.1	605.1	605.1	605.1	605.1	605.1
2.5°	705.9	702.7	696.3	690.9	683.4	677.0	670.5	658.7	643.7	630.8	614.7
5°	775.7	770.3	766.0	759.6	746.7	741.3	737.0	712.4	686.6	659.8	624.4
7.5°	825.0	829.3	820.7	811.1	795.0	788.5	782.1	757.4	725.2	686.6	636.2
10°	881.9	882.9	872.2	860.4	843.2	830.4	821.8	791.7	756.3	713.4	649.1
12.5°	936.6	936.6	930.1	913.0	890.4	878.6	863.6	829.3	786.4	736.0	664.1
15°	980.6	982.7	977.3	964.5	939.8	923.7	908.7	869.0	814.3	761.7	675.9
17.5°	1020.3	1019.2	1016.0	1004.2	980.6	967.7	952.7	908.7	846.5	782.1	694.1
20°	1047.1	1047.1	1046.0	1039.6	1022.4	1012.7	994.5	948.4	881.9	812.1	713.4
22.5°	1067.5	1066.4	1066.4	1067.5	1057.8	1048.2	1040.6	994.5	918.3	837.9	732.7
25°	1084.6	1083.6	1086.8	1088.9	1084.6	1082.5	1073.9	1038.5	963.4	867.9	752.1
27.5°	1107.2	1110.4	1109.3	1109.3	1108.2	1110.4	1109.3	1079.3	1007.4	900.1	772.4
30°	1142.6	1147.9	1144.7	1140.4	1140.4	1141.5	1146.9	1127.5	1058.9	939.8	795.0
32.5°	1225.2	1219.8	1197.3	1182.3	1184.4	1185.5	1190.8	1180.1	1110.4	984.9	818.6
35°	1319.6	1313.1	1288.5	1254.1	1242.3	1238.0	1237.0	1230.5	1166.2	1033.1	846.5
37.5°	1441.9	1444.0	1407.5	1358.2	1322.8	1296.0	1290.6	1276.7	1214.4	1077.1	875.4
40°	1566.3	1557.7	1526.6	1478.4	1408.6	1359.3	1343.2	1323.9	1269.2	1123.3	903.3
42.5°	1686.5	1670.4	1629.6	1577.1	1495.5	1441.9	1405.4	1380.7	1319.6	1173.7	930.1
45°	1843.1	1797.0	1724.0	1676.8	1574.9	1530.9	1497.7	1443.0	1379.7	1224.1	962.3
47.5°	1966.5	1877.4	1810.9	1790.5	1657.5	1616.8	1586.7	1510.5	1440.8	1281.0	995.6
50°	1944.0	1889.2	1873.2	1854.9	1719.7	1695.1	1667.2	1587.8	1503.0	1341.0	1027.8
52.5°	1886.0	1892.5	1912.9	1881.7	1774.5	1757.3	1739.1	1670.4	1565.3	1390.4	1056.7
55°	1839.9	1852.8	1907.5	1897.8	1839.9	1820.6	1807.7	1751.9	1625.3	1435.4	1081.4
57.5°	1756.2	1745.5	1814.2	1925.7	1909.6	1894.6	1881.7	1837.8	1686.5	1467.6	1097.5
60°	1624.3	1584.6	1676.8	1891.4	1957.9	1960.1	1952.5	1902.1	1735.8	1467.6	1088.9
62.5°	1438.7	1401.1	1514.8	1776.6	1983.7	2004.0	1999.8	1924.7	1757.3	1435.4	1055.7
65°	1160.8	1169.4	1316.4	1646.8	2013.7	2064.1	2037.3	1888.2	1730.5	1373.2	980.6
67.5°	926.9	952.7	1084.6	1478.4	1999.8	2063.0	2025.5	1785.2	1615.7	1286.3	865.8
70°	731.7	748.8	858.3	1250.9	1877.4	1944.0	1896.8	1627.5	1421.5	1152.2	719.9
72.5°	571.8	587.9	681.2	1000.9	1665.0	1742.3	1683.3	1415.1	1179.0	977.3	571.8
75°	434.5	446.3	516.0	771.4	1326.0	1422.6	1379.7	1132.9	920.5	773.5	437.7
77.5°	280.0	296.1	374.4	540.7	936.6	1052.4	1057.8	846.5	661.9	558.9	321.8
80°	185.6	192.0	240.3	351.9	576.1	666.2	697.3	571.8	422.7	356.2	231.7
82.5°	77.2	85.8	114.8	177.0	288.6	289.7	331.5	241.4	171.7	151.3	97.6
85°	2.1	4.3	3.2	8.6	7.5	11.8	13.9	19.3	13.9	15.0	15.0
87.5°	0.0	0.0	1.1	1.1	2.1	2.1	2.1	2.1	2.1	3.2	2.1
90°	0.0	0.0	0.0	0.0	0.0	0.0	0.0	0.0	0.0	0.0	0.0



REPORT NUMBER: P868621

CATALOG NUMBER: EMM2-HTN-SA1B-722-U-T4W-HSS

CANDELA DISTRIBUTION (continued):

	90°	95°	105°	115°	125°	135°	145°	155°	165°	175°	180°
0°	605.1	605.1	605.1	605.1	605.1	605.1	605.1	605.1	605.1	605.1	605.1
2.5°	607.2	597.6	578.3	563.2	547.1	535.3	524.6	512.8	505.3	506.4	498.9
5°	607.2	589.0	550.4	516.0	484.9	462.4	437.7	418.4	404.5	402.3	408.7
7.5°	610.4	580.4	522.5	471.0	428.1	392.7	366.9	347.6	337.9	331.5	330.4
10°	613.7	574.0	496.7	431.3	377.6	339.0	316.5	295.0	284.3	283.2	280.0
12.5°	615.8	566.5	473.1	391.6	335.8	299.3	276.8	259.6	251.0	251.0	250.0
15°	623.3	564.3	448.4	361.5	303.6	268.2	248.9	234.9	229.6	226.4	225.3
17.5°	629.7	560.0	427.0	331.5	274.6	243.5	225.3	215.6	210.3	208.1	207.1
20°	639.4	557.9	406.6	306.8	253.2	223.1	209.2	200.6	197.4	195.3	195.3
22.5°	649.1	555.7	386.2	285.4	234.9	208.1	195.3	187.7	184.5	183.5	182.4
25°	660.9	554.7	369.1	267.1	218.9	196.3	184.5	178.1	173.8	171.7	171.7
27.5°	672.7	555.7	351.9	248.9	204.9	185.6	173.8	166.3	163.1	158.8	159.9
30°	688.8	556.8	337.9	233.9	193.1	174.9	164.1	154.5	150.2	148.1	148.1
32.5°	704.8	561.1	324.0	219.9	181.3	166.3	153.4	144.8	139.5	138.4	137.3
35°	722.0	564.3	311.1	208.1	171.7	156.6	143.8	135.2	130.9	129.8	129.8
37.5°	741.3	569.7	301.5	197.4	162.0	147.0	135.2	126.6	123.4	122.3	122.3
40°	761.7	578.3	294.0	187.7	154.5	138.4	127.7	120.2	118.0	116.9	116.9
42.5°	782.1	585.8	287.5	180.2	147.0	130.9	122.3	114.8	111.6	111.6	111.6
45°	801.4	591.1	281.1	172.7	139.5	125.5	115.9	109.4	106.2	106.2	106.2
47.5°	818.6	596.5	271.4	165.2	132.0	118.0	110.5	104.1	100.8	100.8	100.8
50°	836.8	599.7	260.7	155.6	124.4	112.6	105.1	97.6	95.5	94.4	94.4
52.5°	851.8	599.7	246.8	145.9	115.9	105.1	98.7	92.3	89.0	86.9	86.9
55°	862.6	599.7	231.7	134.1	107.3	98.7	92.3	85.8	81.5	78.3	78.3
57.5°	869.0	596.5	214.6	120.2	98.7	90.1	85.8	78.3	69.7	63.3	61.2
60°	863.6	586.8	196.3	105.1	89.0	82.6	79.4	69.7	57.9	54.7	54.7
62.5°	841.1	564.3	178.1	92.3	81.5	75.1	71.9	61.2	52.6	49.4	49.4
65°	777.8	509.6	155.6	80.5	73.0	68.7	64.4	54.7	47.2	42.9	42.9
67.5°	685.5	439.9	129.8	70.8	65.4	62.2	59.0	49.4	41.8	37.5	37.5
70°	555.7	355.1	110.5	62.2	57.9	55.8	52.6	45.1	36.5	33.3	33.3
72.5°	436.6	278.9	92.3	55.8	53.6	49.4	47.2	39.7	33.3	30.0	30.0
75°	325.1	208.1	81.5	49.4	49.4	44.0	42.9	35.4	29.0	26.8	26.8
77.5°	239.2	154.5	70.8	42.9	42.9	38.6	36.5	31.1	26.8	24.7	24.7
80°	162.0	105.1	52.6	32.2	32.2	31.1	29.0	26.8	22.5	20.4	19.3
82.5°	68.7	44.0	25.7	16.1	15.0	11.8	9.7	7.5	7.5	6.4	6.4
85°	11.8	5.4	5.4	4.3	3.2	3.2	3.2	2.1	2.1	2.1	2.1
87.5°	2.1	2.1	2.1	2.1	2.1	2.1	1.1	1.1	1.1	1.1	1.1
90°	0.0	0.0	0.0	0.0	0.0	0.0	0.0	0.0	0.0	0.0	0.0

LM-79-2019: Approved Method: Electrical and Photometric Measurements of Solid-
State Lighting Products

Report Prepared for

Cooper Lighting Solutions

Streetworks

Report Number: SP1-2407-157-2

Test Date: 08/07/2024

Luminaire Tested: MEM2-HTN-SA-40-722-U-5WQ-2

Data in this report applies to families of products including MEM2-HTN-SA-40-722-U-5WQ-2

Test Information

Test Method: LM-79-2019
 Report Number: SP1-2407-157-2
 Test Lab: COOPER LIGHTING SOLUTIONS
 Photometer: SP1 - 76IN SPHERE
 Measurement Geometry: 4π
 Issue Date: 08/20/2024
 Manufacturer: COOPER LIGHTING SOLUTIONS
 Product Line: Streetworks
 Catalog Number: **MEM2-HTN-SA-40-722-U-5WQ-2**
 Description: Epic Modern Light Square 40W 5WQ Optic and Flare Trim

Spectral Parameters

CCT (K): 2253
 CIE u': 0.2868
 CIE v': 0.5332
 Duv: -0.0014
 CIE x: 0.4974
 CIE y: 0.4110
 CIE z: 0.0915
 Peak Wavelength (nm): 603
 Dominant Wavelength (nm): 587
 Purity: 72.69432
 Rf: 76.9
 Rg: 92.7

CRI (Ra):	70.6		
R1:	68.4	R9:	-36.0
R2:	88.7	R10:	78.2
R3:	85.4	R11:	61.0
R4:	63.5	R12:	74.2
R5:	69.0	R13:	72.8
R6:	88.9	R14:	92.2
R7:	68.5	R15:	58.0
R8:	32.0		



Test Conditions

Stabilization Time: 29M
 Operation Time: 1H 29M
 Sphere Temperature (°C): 24.1

REPORT NUMBER: SP1-2407-157-2

Measurement and Test Equipment			
Instrument	Identification Number	Calibration Date	Calibration Due Date
Photometer	IN0058	6/18/2024	12/18/2024
Power Meter	INXT2011004	2/8/2024	2/8/2025
AC Power Source	IN0063	10/24/2023	10/24/2024
DC Power Source	IN0208	10/24/2023	10/24/2024
Sphere Thermometer	IN0085	10/24/2023	10/24/2024
Room Thermometer	IN0046	10/24/2023	10/24/2024

REPORT NUMBER: SP1-2407-157-2

CIE 1931 Chromaticity Diagram



CIE 1931 Chromaticity Diagram with 2017 ANSI 7-Step and 4-Step Quadrangles



Point lies inside the ANSI 2200K 4-step quadrangle

REPORT NUMBER: SP1-2407-157-2

Photopic Flux vs. Wavelength



Photopic Lumens: NR

λ (nm)	Power W [^] /nm	Lumens (ϕ /nm)	λ (nm)	Power W [^] /nm	Lumens (ϕ /nm)	λ (nm)	Power W [^] /nm	Lumens (ϕ /nm)	λ (nm)	Power W [^] /nm	Lumens (ϕ /nm)	λ (nm)	Power W [^] /nm	Lumens (ϕ /nm)
360	0	NR	490	117	NR	620	896	NR	750	20	NR	880	0	NR
365	0	NR	495	137	NR	625	838	NR	755	17	NR	885	0	NR
370	0	NR	500	160	NR	630	774	NR	760	14	NR	890	0	NR
375	0	NR	505	183	NR	635	704	NR	765	12	NR	895	0	NR
380	0	NR	510	202	NR	640	635	NR	770	10	NR	900	0	NR
385	0	NR	515	219	NR	645	565	NR	775	9	NR	905	0	NR
390	0	NR	520	235	NR	650	501	NR	780	7	NR	910	0	NR
395	0	NR	525	249	NR	655	440	NR	785	6	NR	915	0	NR
400	0	NR	530	263	NR	660	383	NR	790	5	NR	920	0	NR
405	0	NR	535	281	NR	665	332	NR	795	5	NR	925	0	NR
410	1	NR	540	302	NR	670	286	NR	800	4	NR	930	0	NR
415	3	NR	545	331	NR	675	245	NR	805	3	NR	935	0	NR
420	6	NR	550	366	NR	680	210	NR	810	3	NR	940	0	NR
425	12	NR	555	411	NR	685	178	NR	815	3	NR	945	0	NR
430	21	NR	560	469	NR	690	152	NR	820	2	NR	950	0	NR
435	38	NR	565	536	NR	695	129	NR	825	2	NR	955	0	NR
440	66	NR	570	614	NR	700	109	NR	830	2	NR	960	0	NR
445	122	NR	575	701	NR	705	92	NR	835	1	NR	965	0	NR
450	215	NR	580	785	NR	710	77	NR	840	1	NR	970	0	NR
455	236	NR	585	863	NR	715	66	NR	845	1	NR	975	0	NR
460	170	NR	590	928	NR	720	55	NR	850	1	NR	980	0	NR
465	148	NR	595	971	NR	725	47	NR	855	1	NR	985	0	NR
470	132	NR	600	994	NR	730	40	NR	860	1	NR	990	0	NR
475	104	NR	605	996	NR	735	33	NR	865	1	NR	995	0	NR
480	97	NR	610	979	NR	740	28	NR	870	1	NR	1000	0	NR
485	105	NR	615	943	NR	745	24	NR	875	0	NR			

REPORT NUMBER: SP1-2407-157-2

Scotopic Flux vs. Wavelength



Scotopic Lumens: NR

S/P: 0.96

λ (nm)	Power W [^] /nm	Lumens (φ/nm)	λ (nm)	Power W [^] /nm	Lumens (φ/nm)	λ (nm)	Power W [^] /nm	Lumens (φ/nm)	λ (nm)	Power W [^] /nm	Lumens (φ/nm)	λ (nm)	Power W [^] /nm	Lumens (φ/nm)
360	0	NR	490	117	NR	620	896	NR	750	20	NR	880	0	NR
365	0	NR	495	137	NR	625	838	NR	755	17	NR	885	0	NR
370	0	NR	500	160	NR	630	774	NR	760	14	NR	890	0	NR
375	0	NR	505	183	NR	635	704	NR	765	12	NR	895	0	NR
380	0	NR	510	202	NR	640	635	NR	770	10	NR	900	0	NR
385	0	NR	515	219	NR	645	565	NR	775	9	NR	905	0	NR
390	0	NR	520	235	NR	650	501	NR	780	7	NR	910	0	NR
395	0	NR	525	249	NR	655	440	NR	785	6	NR	915	0	NR
400	0	NR	530	263	NR	660	383	NR	790	5	NR	920	0	NR
405	0	NR	535	281	NR	665	332	NR	795	5	NR	925	0	NR
410	1	NR	540	302	NR	670	286	NR	800	4	NR	930	0	NR
415	3	NR	545	331	NR	675	245	NR	805	3	NR	935	0	NR
420	6	NR	550	366	NR	680	210	NR	810	3	NR	940	0	NR
425	12	NR	555	411	NR	685	178	NR	815	3	NR	945	0	NR
430	21	NR	560	469	NR	690	152	NR	820	2	NR	950	0	NR
435	38	NR	565	536	NR	695	129	NR	825	2	NR	955	0	NR
440	66	NR	570	614	NR	700	109	NR	830	2	NR	960	0	NR
445	122	NR	575	701	NR	705	92	NR	835	1	NR	965	0	NR
450	215	NR	580	785	NR	710	77	NR	840	1	NR	970	0	NR
455	236	NR	585	863	NR	715	66	NR	845	1	NR	975	0	NR
460	170	NR	590	928	NR	720	55	NR	850	1	NR	980	0	NR
465	148	NR	595	971	NR	725	47	NR	855	1	NR	985	0	NR
470	132	NR	600	994	NR	730	40	NR	860	1	NR	990	0	NR
475	104	NR	605	996	NR	735	33	NR	865	1	NR	995	0	NR
480	97	NR	610	979	NR	740	28	NR	870	1	NR	1000	0	NR
485	105	NR	615	943	NR	745	24	NR	875	0	NR			

REPORT NUMBER: SP1-2407-157-2

Melanopic Flux vs. Wavelength



Melanopic Lumens: NR

M/P: 1.71

λ (nm)	Power W ² /nm	Lumens (φ/nm)	λ (nm)	Power W ² /nm	Lumens (φ/nm)	λ (nm)	Power W ² /nm	Lumens (φ/nm)	λ (nm)	Power W ² /nm	Lumens (φ/nm)	λ (nm)	Power W ² /nm	Lumens (φ/nm)
360	0	NR	490	117	NR	620	896	NR	750	20	NR	880	0	NR
365	0	NR	495	137	NR	625	838	NR	755	17	NR	885	0	NR
370	0	NR	500	160	NR	630	774	NR	760	14	NR	890	0	NR
375	0	NR	505	183	NR	635	704	NR	765	12	NR	895	0	NR
380	0	NR	510	202	NR	640	635	NR	770	10	NR	900	0	NR
385	0	NR	515	219	NR	645	565	NR	775	9	NR	905	0	NR
390	0	NR	520	235	NR	650	501	NR	780	7	NR	910	0	NR
395	0	NR	525	249	NR	655	440	NR	785	6	NR	915	0	NR
400	0	NR	530	263	NR	660	383	NR	790	5	NR	920	0	NR
405	0	NR	535	281	NR	665	332	NR	795	5	NR	925	0	NR
410	1	NR	540	302	NR	670	286	NR	800	4	NR	930	0	NR
415	3	NR	545	331	NR	675	245	NR	805	3	NR	935	0	NR
420	6	NR	550	366	NR	680	210	NR	810	3	NR	940	0	NR
425	12	NR	555	411	NR	685	178	NR	815	3	NR	945	0	NR
430	21	NR	560	469	NR	690	152	NR	820	2	NR	950	0	NR
435	38	NR	565	536	NR	695	129	NR	825	2	NR	955	0	NR
440	66	NR	570	614	NR	700	109	NR	830	2	NR	960	0	NR
445	122	NR	575	701	NR	705	92	NR	835	1	NR	965	0	NR
450	215	NR	580	785	NR	710	77	NR	840	1	NR	970	0	NR
455	236	NR	585	863	NR	715	66	NR	845	1	NR	975	0	NR
460	170	NR	590	928	NR	720	55	NR	850	1	NR	980	0	NR
465	148	NR	595	971	NR	725	47	NR	855	1	NR	985	0	NR
470	132	NR	600	994	NR	730	40	NR	860	1	NR	990	0	NR
475	104	NR	605	996	NR	735	33	NR	865	1	NR	995	0	NR
480	97	NR	610	979	NR	740	28	NR	870	1	NR	1000	0	NR
485	105	NR	615	943	NR	745	24	NR	875	0	NR			

Summary

$R_f = 76.9$
 $R_g = 92.7$
 CIE $R_a = 70.6$
 $R_9 = -36.0$



Color Vector Graphics



Individual Sample Fidelity Index ($R_{f,i}$)

CES01 = 87	CES26 = 76	CES51 = 88	CES76 = 78
CES02 = 65	CES27 = 94	CES52 = 85	CES77 = 75
CES03 = 32	CES28 = 93	CES53 = 80	CES78 = 79
CES04 = 72	CES29 = 81	CES54 = 86	CES79 = 82
CES05 = 51	CES30 = 91	CES55 = 83	CES80 = 81
CES06 = 52	CES31 = 83	CES56 = 77	CES81 = 51
CES07 = 44	CES32 = 75	CES57 = 75	CES82 = 92
CES08 = 42	CES33 = 88	CES58 = 76	CES83 = 88
CES09 = 29	CES34 = 88	CES59 = 84	CES84 = 90
CES10 = 79	CES35 = 94	CES60 = 91	CES85 = 65
CES11 = 62	CES36 = 90	CES61 = 82	CES86 = 48
CES12 = 68	CES37 = 97	CES62 = 91	CES87 = 76
CES13 = 45	CES38 = 98	CES63 = 86	CES88 = 78
CES14 = 75	CES39 = 97	CES64 = 70	CES89 = 61
CES15 = 72	CES40 = 94	CES65 = 71	CES90 = 80
CES16 = 48	CES41 = 95	CES66 = 71	CES91 = 80
CES17 = 51	CES42 = 89	CES67 = 70	CES92 = 51
CES18 = 57	CES43 = 80	CES68 = 74	CES93 = 68
CES19 = 74	CES44 = 99	CES69 = 84	CES94 = 44
CES20 = 68	CES45 = 83	CES70 = 72	CES95 = 66
CES21 = 88	CES46 = 81	CES71 = 75	CES96 = 75
CES22 = 81	CES47 = 88	CES72 = 89	CES97 = 76
CES23 = 92	CES48 = 73	CES73 = 68	CES98 = 72
CES24 = 92	CES49 = 82	CES74 = 85	CES99 = 63
CES25 = 73	CES50 = 87	CES75 = 80	



Color Rendition by Hue-Angle Bin



Measure Comparisons



(END OF REPORT)